

# Read 'awl' about it

The Lockdown Newsletter from the  
**Cannock Chase Shed**

ISSUE No. 10



## This week...

- **SHED NEWS...outdoor gathering, new door...**
- **Pete's assisted bowling**
- **Advice needed please...**
- **SHEDFEST 2020**
- **The Blind Woodturner**
- **Cool Tools... 1 2 3 Blocks**
- **Humour page**
- **New caption Competition, and Ditloids quiz**



What's this? Find out on page 3



## Contributions always welcomed...

Tell everyone how you've been occupying yourself, share your photos, tell us about your favourite tool ...your worst disaster or your proudest achievement – brighten someone's day.

### Shoulder to Shoulder

The UK Mens Shed Association publishes a monthly magazine for members, which you should be receiving via email.

If you do not currently receive this and would like to, please contact Avril by email:  
[tuktawa@hotmail.com](mailto:tuktawa@hotmail.com)

Submissions and suggestions to:

[annewallbank@talktalk.net](mailto:annewallbank@talktalk.net)

01543 520452

07526 636194

Contributions can be collected in person (observing social distancing) if preferred.

# Shed News

July's committee meeting was held on Monday July 6<sup>th</sup>, via zoom.

## Reopening the Shed

Plans are underway for the eventual reopening of the Shed, and the measures that will need to be in place for that to happen.

Dave Shaw sent out an email recently, requesting that members let him know how they feel about returning to the Shed. If you have not responded yet, please do, and please keep us updated if you change your mind, as knowing how members feel will have an impact on decisions made. Equally, if you have any suggestions, we would be glad to hear them.

On the following page, you can find the proposed rules for members returning to the shed when it reopens.

## Open Air Gathering

Leslie (J) has suggested that we take our first tentative steps towards returning to the shed by having a weekly open air gathering in Hednesford Park. Numbers would have to be limited as the restrictions in place at the time of writing allow for members of 6 households only, to meet outdoors. It was suggested that this should take place on Monday mornings, as this is our most popular 'Shed' time, and that members should bring their own chair and drink, if required. The weather, also, would have to be a consideration.

Leslie is happy to be the point of contact for this ([ljewkes@btinternet.com](mailto:ljewkes@btinternet.com)), but is unfortunately unavailable this coming Monday (July 13<sup>th</sup>).

If any members would like to meet on Monday July 13<sup>th</sup>, Anne, although unable to get to Hednesford, is happy to host a gathering in Cannock Wood, on her front lawn (very private, behind high hedges, parking available), or there is a playing field across the road, with a car park, if people prefer.

Anyone wishing to meet on the 13<sup>th</sup> please contact Anne for further details on:

[annewallbank@talktalk.net](mailto:annewallbank@talktalk.net)

01543 520452

07526 636194

If you have any alternative suggestions about how we could meet in a way that makes us all feel safe, please feel free to contact any member of the committee, or Anne (contact details below).

## New door

We now have written permission to install a double glazed door in place of the current up and over door to the shed, as long as we pay for it. If you have any suggestions, or contacts in the trade the committee would be glad to hear from you.



## CC Shed Covid Opening Policy Plan – Members Rules CCSP09 Rev A

MEMBERS MUST AGREE TO THE FOLLOWING RULES TO RETURN TO THE SHED:

- A limited number of members only may attend, who have PRE-BOOKED the session with the Chairman by email david\_shaw@sky.com or by phone or text message on 07964851114, with a booking deadline of 2 days before the session. The limited number permitted will be dictated by government policy and the space within the Shed and decided by the committee as safe.
- Members attending a session must not have shown symptoms of Covid 19 for 14 days prior.
- Members attending must wear a face mask provided, or their own, and wearing of a visor and gloves is also recommended, which will also be provided. Specific bin bags will be provided for disposal at the end of the session. Any visors used must be disinfected at the end of the session by the wearer.
- Members entering or leaving the Shed must use the provided alcohol handgel which will be placed on an entry table and other locations.
- Members must wear clothing which also covers arms and legs to avoid virus infection via cuts or abrasions to the skin.
- Personal distancing between members must be observed at all times. Currently this is 2m, but rules may be relaxed. Members to be aware when entering or leaving the Shed, and when passing other members within the Shed.
- When using the toilet, members must take the key to unlock and lock on exit. Anything touched must be disinfected with the provided spray, including the tap, basin, toilet, door handles & bolts. It is mandatory to wash hands with the hand wash provided and dispose of paper towels in the bin. Lock the door after use.
- Members must bring their own flask drinks and cup, biscuits, cake etc. The tea urn and cups must not be used. The sink is to be used for hand wash, hygiene and emergency use only. Disinfect tap after use.
- Projects must be for individual working. No group or community projects requiring more than one person to be undertaken until restrictions can be lifted.
- No visitors will be allowed in the Shed. Please refer any visitors to the entry table notice and contact number.
- Please adhere to the following summary points:
  - **Keep your distance .... Keep Everything Disinfected.**
  - **Mask wearing mandatory**
  - **Sanitise hands regularly**

Thank you for observing the above rules to stay safe.  
CC Shed Committee, Health & Safety Officer

These rules have been formulated from a Shed Covid risk assessment CCSP08 Rev C, which any member may request, but may be modified from rules of the Museum when they are available.


# PAST PROJECTS

by Pete Ross



Here are three pictures showing a portable bowls chute I made last year for members of one of my indoor bowls clubs. Intended for use by people who can't bend down following falls, hip or knee surgery etc.

Skill is still needed to aim it and release the bowl from the correct height to obtain the required speed and direction.



# Advice needed please

by Anne



I'm currently working on the case of a vintage sewing machine, which has unfortunately been exposed to damp for a number of years. When our daughter bought her first house, we found it left in the back of a cupboard. The old base was damaged beyond repair, but the new ply base (stained with home made walnut stain) is a good match, so I'm really pleased with that.

I found a recipe for cleaning up old wood - a mixture of borax, white vinegar, water and washing up liquid. I tried it on the base with pretty good results, so I did the cover too. It has got rid of most of the white mildewy marks you can see in this picture.



The next job is to deal with the veneer, which has a good many chunks missing, it has split vertically in several places, and has mostly parted company from the wood underneath. My instinct is to glue it back down (clamping it wherever possible), then stain the

missing areas to match before applying a finish (wax?), but I thought I'd ask for advice first, in case anyone has experience of this type of repair. If anyone has a technique for getting the glue under the veneer without doing any further damage, I'd be glad to hear it — my only thought was to apply it with a small barbecue skewer. Is ordinary wood glue up to the job? ...and is wax the best finish to use?

# SHEDFEST 2020

by Anne

The UK Men's Shed Association's annual ShedFest, usually held in Worcester, took place this week as a 'Virtual' event. Three days of extremely interesting and informative broadcasts on youtube and facebook included topics such as: Shed leadership, the Blind Woodturner, Unlocking the Shed after lockdown, tool maintenance, as well as zoom sessions on metalworking, carving and sculpture, and the making of musical instruments.

For anyone who missed ShedFest, it is still available to watch on youtube and facebook (as three, 5 hour long videos, exactly as it was broadcast), but will also shortly be available on the UKMSA website, in edited chunks, which will make it much easier to dip in and watch just the bits that interest us.

## The Blind Woodturner

I was fascinated by the concept of a blind woodturner, and amazed that he still has all of his fingers.

Chris Fisher from Salford (now a patron of the UKMSA) lost his sight completely over a period of just four weeks, in 2008. He spent the next twelve months in rehab, learning how to manage the activities of daily living without the benefit of sight.



Towards the end of his rehab, Chris began to suffer from post-trauma anxiety. This anxiety lasted for three or four years, causing distressing symptoms such as nausea and vomiting, fainting and severe panic attacks, as well as depression. Chris was struggling to see any meaning or purpose in his life.



A lifelong fan of horror films, Chris had previously toyed with the idea of making a vampire stake. He decided now that this was something he really wanted to do, and he wasn't going to let anything stop him from achieving it. He knew it would involve learning how to turn wood, so this became his mission. Chris' main learning tool was youtube – he listened to some 600 hours of

woodturning tutorial videos, and contacted the maker of some of the tutorials for help and advice. Eventually, Chris was able to make his vampire stake – it is made from pine, and took a whole day to achieve, but he was (and still is) justifiably proud of it.

Now working as a full time woodturner, Chris uses touch, sound and vibration to determine his progress as he is turning, the thinner the wood becomes, the higher the pitch of the sound. He is able to distinguish wood type by touch and smell - sometimes more accurately than a sighted person. He quotes an occasion when an aged piece of wood was passed round the audience at a demonstration, and everyone else was confused by it's colour. Chris was the only one able to correctly identify it.



Chris has a few special tools that make his job easier, a talking tape measure and an amazing gadget called a Pen Friend, which is able to read coded labels. When touched to the label, the Pen Friend plays Chris' recorded message that is digitally linked to that label, so for example, each chisel can be marked with its specific sharpening instructions. A friend of Chris has also made a set of chisels for him, with specially shaped handles so that they don't roll when

he puts them down. All the tools are very specifically placed, the phrase 'A place for everything, and everything in its place,' has so much more meaning in Chris' workshop - I can't imagine searching for a misplaced tool without the use of sight.

As a successful full time, professional wood turner, with RPT Status (Register of Professional Turners), Chris has collaborated with tool manufacturers, and some of his ideas have already gone into production. Tool rest stop ends were designed by Chris to help him feel where he is on the tool rest, and to stop him from falling off the end, but can also be used by sighted woodturners as markers. His idea for a 'speed sizer' has also just gone into production. A disc looking somewhat like a metal CD, it has a line of holes across its diameter. The disc is secured to the wood in the lathe, then a marking tool can be inserted into one of the holes while the lathe is in motion, to mark a perfect circle of an exact size.



The Speed Sizer by Axminster tools and The Blind Woodturner.

Today, Chris travels around the country giving public wood turning demonstrations, and speaking about his experiences, in an effort to inspire, motivate and activate people, no matter what their circumstances, to achieve their full potential. His message is simple – **whenever you feel like you want to give up, just keep on turning.**

Chris has been supported all the way by his wife Nicola, and guide dog Bamber (who is not allowed in the workshop). He says he hasn't got to where he is without making a great many mistakes, but strongly believes that you shouldn't let mistakes hold you back, because they're important. He quotes: **"The man who never made any mistakes, never made anything."**

Some of Chris' stunning work



If, like me, you found Chris' story inspirational, and you would like to find out more about Chris himself, or see him in action, click on [THIS LINK](#) to go to his youtube page, and [THIS LINK](#) to go to his facebook page.


# COOL TOOLS... 1 2 3 BLOCKS

As handy little gadgets go, these metal blocks known as **1.2.3 Blocks** (the imperial sets measure 1" x 2" x 3"), or **Set Up Blocks**, are hard to beat.



Made from toughened and precision ground steel, these packing blocks come with 8 tapped and 8 clearance holes allowing two or more blocks to be connected together in various configurations such as angle blocks, tee blocks, or used as a fixture to hold small parts for machining.



They're most commonly used when machining more than one part that has to move between machines or operations, just load a new block with part attached to keep reference between the operations.




They can be used singly, as a pair or more to suit the application.




Their uses are not limited to machining though, they're also great little squares, that stand up on their own without your needing to hold them. Set one on its end while you check to see whether your drill press or router table is set up truly vertically.



As they are made to precise measurements, they can be used singly, or in combination to accurately set table saw blade height and fence spacing, router bit depth and countless other uses.



Use them as a ruler for both drawing and cutting, and as an end stop on the table saw – so much easier and more accurate than trying to do these jobs with a tape measure, and the bonus is, it leaves your hands free.





# HUMOUR

A man goes into the shower just as his wife is coming out. The doorbell rings, so she throws on a towel and goes downstairs.

On opening the door, she sees Bob, their next door neighbour standing there.

"Hi," says Bob. "I'll give you £1,000 to drop that towel."

The lady considers it for a moment, but she can see he is holding a wad of bank notes, so she decides to go ahead and drop the towel. Bob hands her the money and walks away.

Going back upstairs to get dressed, the lady tucks away the cash. Her husband asks who was at the door.

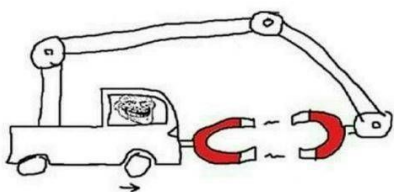
"Oh, it was just Bob from next door," she says.

"Oh good," replies her husband, "Did he say anything about the £1,000 he owes me?"

**Everyone at John Lennon International airport has been quarantined.**

**Imagine....all the people**

**Problem Solved..**




**No more need for petrol** 😜


**With so many sporting events cancelled, they're going to televise the World Origami Championship.**

**It's on Paperview.**

**I MAKE BAD CHEMISTRY JOKES BECAUSE ALL THE GOOD ONES**



Think of a number between 0 and 10.  
Add 32 to it.  
Multiply the sum by 2,  
and then subtract 1.  
Now close your eyes.  
It's dark, isn't it?



**LAUGHING GAS**



**Has Covid-19 forced you to wear glasses & a mask at the same time? You may be entitled to condensation.**

**Theory** is when you know everything but nothing works.  
**Practice** is when everything works but no one knows why.

**In our lab**, theory and practice are combined:  
Nothing works and no one knows why.

# DITLOIDS

Can you solve these alpha numerical puzzles?

0	B L S B	
3	S to the W	
5	R on the OF	
7	P of E	
8	N in an O	
9	L of a C	
11	P in a C T	
12	S of the Z	
16	P in C	
21	S in a G	
21	S on a D	
24	B B in a P	
50	B in D	
63	Y in Q V R	
70	S L on a M	
80	D A the W	
90	D in a R A	
100	P in a P	100 Pence in a Pound
147	M B in S	
180	D in a T	

## Caption Competition



As there were no entries to our last caption competition, here's something a bit different...

...can you come up with a caption for the picture?

?

This issue of the newsletter has no coloured pages...

...is it better or worse? ...feedback please, Anne

